



REFUGEES FROM UKRAINE IN POLAND PROFILING UPDATE AUGUST 2022

INTRODUCTION

More than 7.4 million refugees from Ukraine have been recorded across Europe. Close to 1.4 million individuals registered for Temporary Protection in Poland as of 19 September 2022, the highest number among the EU countries¹.

To understand the demographics of the Ukrainian refugee population, their intentions, immediate needs, access to information and their displacement patterns, UNHCR, in partnership with REACH, launched a region-wide [profiling exercise](#). Interviews were carried out in multiple locations, including border areas, transit and reception centres, collective sites and information and assistance points. While the interviews were conducted only in selected voivodeships, and in selected locations (i.e., NGO information offices, train and bus stations, reception and transit centers), the results cannot be extrapolated to the population of all refugees from Ukraine residing in Poland and the findings remain indicative. Respondents were randomly selected and asked for their consent to participate in structured interviews using a harmonized regional questionnaire. This update presents results from [2,531 interviews](#) conducted with refugees currently residing in Poland and includes cumulative responses from [1 to 31 August 2022](#). The approach employed enables for a month to month comparison.

READ MORE



Regional report
**LIVES ON HOLD:
PROFILES AND
INTENTIONS OF
REFUGEES FROM
UKRAINE**
[July 2022](#)



Previous factsheets:
**REFUGEES FROM
UKRAINE IN POLAND
- PROFILING UPDATE**
[June 2022](#)
[July 2022](#)



Operational Data
Portal - Ukraine
Refugee Situation:
POLAND



KEY HIGHLIGHTS

Consistently to the previous months (see reports from [June](#) and [July](#)), most of the respondents were women with higher education, more than half of whom plan to stay in Poland. The vast majority (78%) came to Poland in a group - most often with close family, other women and children.

■ Over half (61%) of the respondents planned to stay in Poland in the near future, 16% intended to return to Ukraine and 15% to go to another country. Consequently, [the main motivation to stay](#) - indicated by 55% - is [safety in the area of displacement](#). Among interviewed people the highest percentage was identified to have arrived from areas affected by hostilities - such as [Luhanska](#) and [Mykolaivska](#) oblasts. The return to Ukraine, on the other hand, was most often planned among refugees from [Ivano-Frankivska](#) (37%) and [Sumska](#) (26%) oblasts, which are located further away from the frontline.

■ One fifth (20%) of the refugees travelled with [at least one older person](#), and 9% travelled with [at least one older person with special protection need](#). Those travelling with older persons more often declared the need for [cash](#) and [medical treatment](#).

■ Since June, the most frequently reported immediate needs have been [financial support](#), [access to employment](#), and [accommodation](#), followed by [in-kind assistance](#) and [medical treatment](#). This influenced [the information needs](#) of refugees, who most often declared the willingness to receive additional information about the [financial aid](#), [job opportunities](#), and [access to medical care](#), preferably through [social media and messaging apps](#).

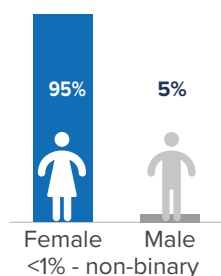


DEMOGRAPHY

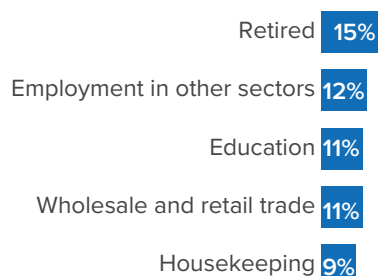
The refugees interviewed in August were mainly women traveling with close relatives - most often children and/or other women. More than half of them hold university degrees, one fourth (25%) have technical or vocational education and one fifth (19%) - secondary education.

78% of respondents were travelling with other people, of whom 94% with close family. More than a half (59%) are with at least one child or infant, 17% with at least one infant and 20% with at least one person aged 60 or more. On average, respondents were travelling with 2 other people.

Gender breakdown




Top 5 pre-displacement employment status



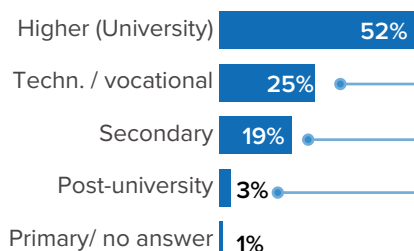
Age differences in employment:

Retirement is obviously the most common among the oldest respondents (76% in group aged 60+ y.o.), while unemployment is most often observed among the youngest ones (20% in group aged 18-24 y.o. vs 3% on average).

Nationality



Highest level of education



by age group

	18-24	25-39	40-59	60+
Higher (University)	50%	59%	49%	42%
Techn. / vocational	17%	22%	27%	33%
Secondary	31%	16%	20%	22%
Post-university	2%	3%	3%	3%
Primary/ no answer				

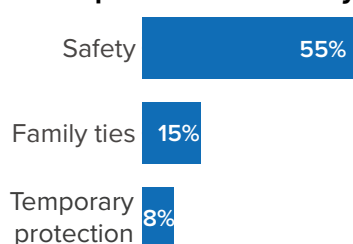
FUTURE PLANS

Although the respondents hoped to return to Ukraine as soon as it is safer there, at the moment the majority of them (61%) plan to stay in Poland, mainly due to safety reasons. The intention to stay was higher among refugees traveling with at least one child (68%) and among those who left Ukraine between February and April (68%), compared to those who departed between May and August (48%). 16% of respondents intended to return to Ukraine and 15% plan to move elsewhere to another country, with Germany, Netherlands and Czech Republic being the most frequently reported destinations.

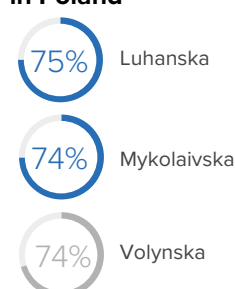
Intentions: Stay in Poland

61% of respondents plan to stay in Poland

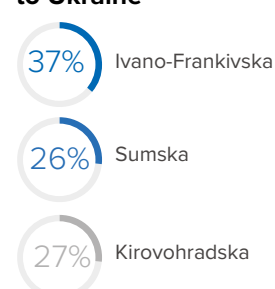
Top 3 reasons for staying (n=1,546*)



Top 3 oblasts of origin by intention to remain in Poland**



Top 3 oblasts of origin by intention to return to Ukraine**



*NA excluded

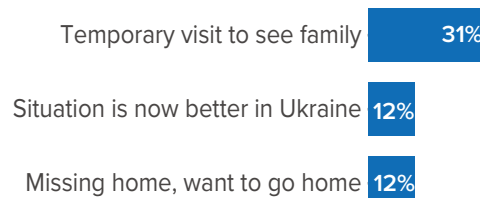
** % shows the proportion of respondents from an oblast intending to stay in Poland or return to Ukraine, among oblasts with at least 30 respondents.

Intentions: Return to Ukraine

Among the respondents interviewed in August, 16% planned to return to Ukraine - most often temporarily to visit their family, but often also because in their perception the situation in the country was already better or because they were missing home. The highest proportion of those planning to return was among respondents from Ivano-Frankivska, Sumska and Kirovohradka oblasts.

16% of respondents plan to return to Ukraine, of which 78% to the oblast of origin. 66% have concerns about returning.

Main reasons for return (n=304*)

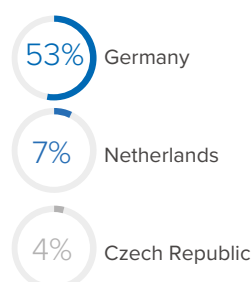


Intentions: Moving Onward

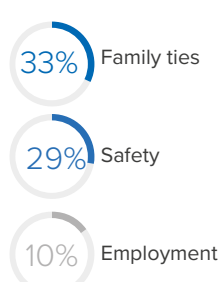
15% of respondents intended to move to another country - most often by bus (70%) or plane (16%). Family ties were the most common motivation to move out, followed by safety and employment opportunities.

15% of respondents plan to move to another country

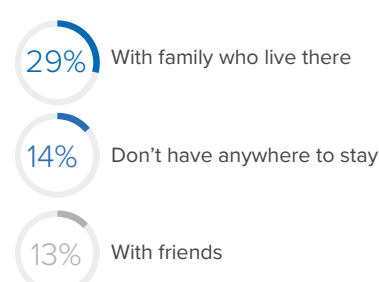
Top final destinations (n=350*)



Top reasons for moving elsewhere (n=362*)



Top accommodation arrangement for those moving onward (n=368*)

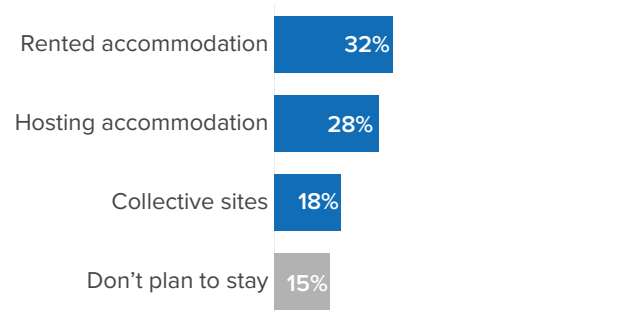


ACCOMMODATION

Refugees interviewed in August were most often staying in rented accommodation (32%) or with hosts (28%), while 18% stayed in collective sites. Renting accommodation was significantly more frequent among those who left Ukraine between February and April (37%) than among those who left later (21%).

There was also a significantly higher proportion of respondents staying in rented accommodation among those who travelled with close family (36%, compared to 25% among those travelling without close family), and among those with at least one child (38% vs. 23% among those with no child).

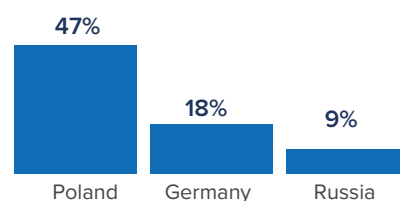
Top current/planned accommodation types



SUPPORT NETWORKS

33% of respondents have relatives residing outside Ukraine

Top 3 countries of relatives (n=843)



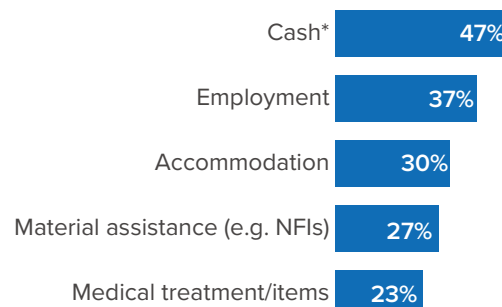
PRIORITY NEEDS

Cash, employment and accommodation were most often mentioned as priority needs. Material assistance and medical treatment were needed by about one fifth of respondents. 15% of respondents needed food and 13% had education needs.

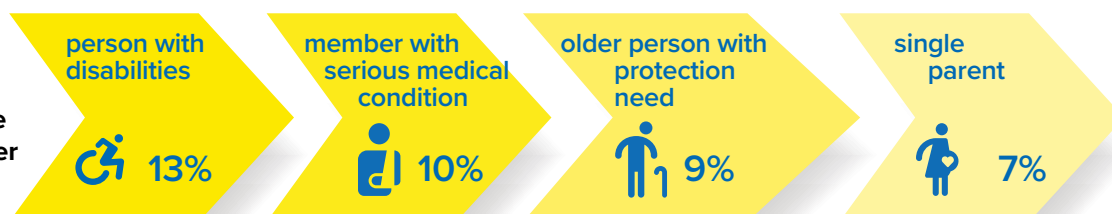
■ Cash was more often a priority need among those travelling with older persons (58% compared to 44% among those travelling without older persons), who also more often needed medical treatment (42% vs. 18% among those travelling without older persons). Need for medical treatment was also more often mentioned by respondents travelling with at least one person with special needs (42% vs. 18% for the households without special needs persons).

■ Respondents with child or infant more often needed material assistance (31% vs. 22% for childless refugees).

Most frequently reported basic needs



29%
of households have
at least one member
with special needs



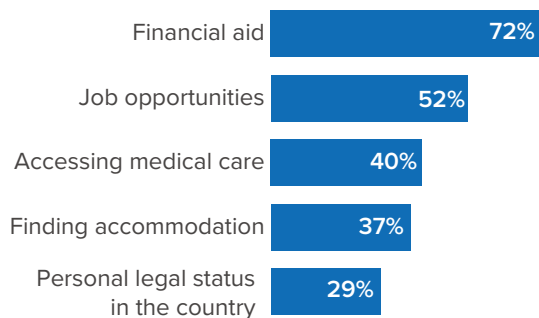
* While cash is the priority basic need reported by refugees, it covers several underlying needs. Future reports will explore what these underlying needs are.



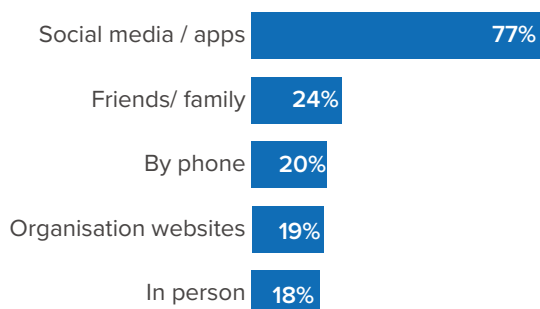
INFORMATION NEEDS

Those who expressed information needs most often indicated the need to receive information about financial aid, job opportunities and accessing medical care. Social media and messaging apps were preferred methods for communication, especially Viber, Telegram and Facebook.

Top 5 reported information needs* (n=1,595)



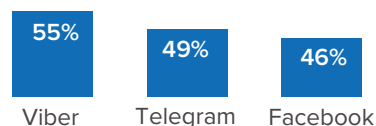
Preferred methods of receiving information* (n=1,744)



37% of respondents did not answer the question about the need for information.

*multiple responses permitted. The sum might exceed 100%. Shows percentages among respondents who answered this question.

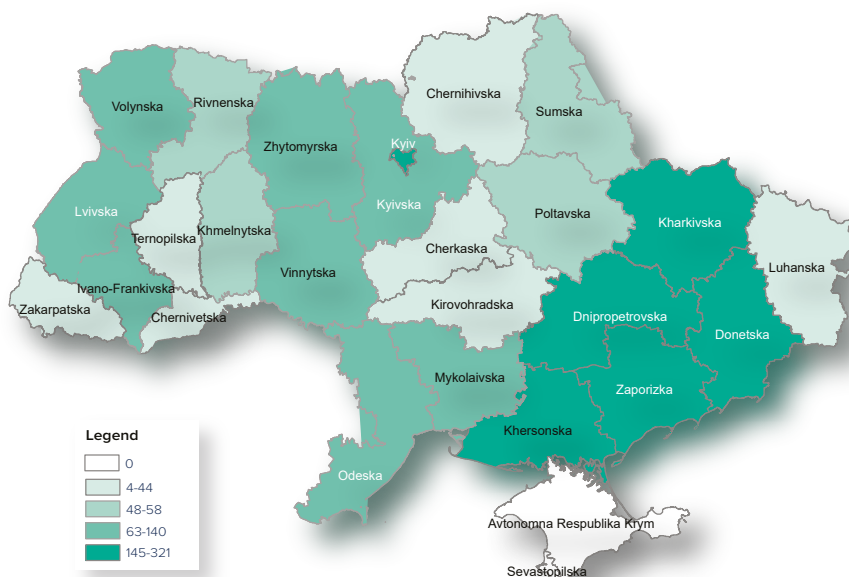
Preferred social media channels*



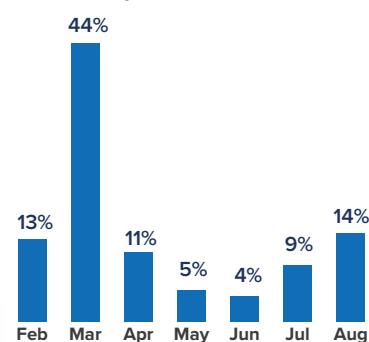
ORIGIN & ARRIVAL

The largest percentage of respondents arrived from Kharkivska, Kyiv and Dnipropetrovska oblasts and the majority (57%) left their place of origin between late February and March. 100% had a national passport or national ID with themselves (79% biometric, 21% non-biometric or did not tell). 11% were internally displaced within Ukraine prior to leaving the country.

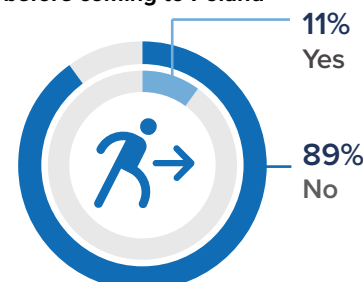
Most frequent oblasts of origin



Month of departure



Were internally displaced before coming to Poland





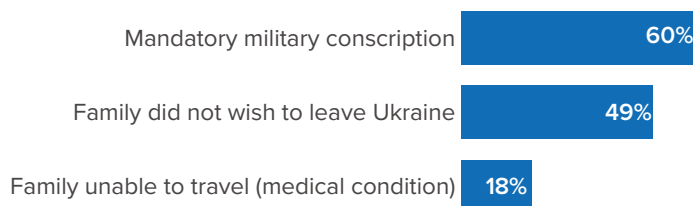
FAMILY SEPARATION

Most respondents (86%) were separated from immediate family members since the onset of war. This was most often caused by the martial law preventing men aged 18-60 to leave the country or the fact that family members did not wish to or could not leave Ukraine.

86% of respondents were separated from immediate family members

Top 3 reasons for separation

(n=2,168)*



*Multiple responses permitted. The sum might exceed 100%.

**Military conscription applies to martial law in place in Ukraine which prevents men from 18-60 from leaving the country, however it does not imply that those who remained are in active military service.

Limitation of findings

- Non-probability sampling was applied and therefore the results cannot be extrapolated to the population of all refugees from Ukraine residing in Poland.
- Conflict is ongoing and rapidly changing, and population movements continue, therefore results might differ significantly in the next round of data collection.
- Data was collected only in certain regions, including border areas in Podkarpackie and Lubelskie voivodeships, as well as major cities like Warszawa, Kraków, Wrocław, Lublin and Poznań - the situation might differ in other regions and smaller cities.

Endnotes

- 1 [UNHCR Operational Data Portal for Poland](#)

CONTACT US

Lorena Isla Rodriguez, Senior Protection Officer at isla@unhcr.org

Andrii Mazurenko, Senior Information Management Officer at mazurenk@unhcr.org

Paula Gierak, Country Focal Point, REACH at paula.gierak@reach-initiative.org

Marta Piekarczyk, Assessment Officer, REACH at marta.piekarczyk@reach-initiative.org