

Romania

Protection Profiling

October 2022



UNHCR
The UN Refugee Agency

REACH Informing
more effective
humanitarian action

Acknowledgements

We would like to thank the United Nations High Commissioner for Refugees and “Fundatia Consiliul National Roman pentru Refugiati (CNRR)” teams for technical guidance and support in devising this assessment. A special thanks is extended to the enumerators who dedicated their time and effort to provide support to the survey with their rich experience.

Protection Profiling Was Conducted in the Framework of:



Regional Refugee Response
For the Ukraine Situation

FUNDED BY:



UNHCR
The UN Refugee Agency

WITH THE SUPPORT OF:



COVER PHOTO: UN WOMEN, 2022

[WAR IN UKRAINE IS A CRISIS FOR WOMEN AND GIRLS | FLICKR](#)

About REACH

REACH facilitates the development of information tools and products that enhance the capacity of aid actors to make evidence-based decisions in emergency, recovery, and development contexts. The methodologies used by REACH include primary data collection and in-depth analysis, and all activities are conducted through inter-agency aid coordination mechanisms. REACH is a joint initiative of IMPACT Initiatives, ACTED and the United Nations Institute for Training and Research - Operational Satellite Applications Programme (UNITAR-UNOSAT). For more information please visit [our website](#). You can contact us directly at: geneva@reach-initiative.org and follow us on Twitter @REACH_info.

About UNHCR

UNHCR, the UN Refugee Agency, is a global organisation dedicated to saving lives, protecting rights and building a better future for people forced to flee their homes because of conflict and persecution. We lead international action to protect refugees, forcibly displaced communities and stateless people.

We deliver life-saving assistance, help safeguard fundamental human rights, and develop solutions that ensure people have a safe place called home where they can build a better future. We also work to ensure that stateless people are granted a nationality.

For more information please visit [our website of the UNHCR Operational Data Portal](#). You can contact us directly at: rombu@unhcr.org.

EXECUTIVE SUMMARY

This report presents the results from **3,648 structured interviews** with Ukrainians and third country nationals completed in 24 counties across Romania between the 8th of June and the 3rd of September, 2022. The goal of this assessment was support understanding of refugees' profiles and needs to inform the humanitarian response. The assessment relies on a purposive sample, hence findings are not generalisable with a known level of precision and should be considered **indicative only**.

Key Findings

1

Most of the respondents were women traveling with (at least some of) their immediate family members. Education was the most reported occupational sector of the respondents, before the start of the war. The following two categories of employment were "retired and working in retail."

99%

of respondents reporting having Ukrainian nationality.

78%

of respondents reported having been separated from their family members, as a result of the active conflict, before coming to Romania.

67%

of respondents reported being displaced from one of the main five oblasts of origin: Odeska, Kyiv, Mykolaivska, Zakarpatska and Kharkivsa.

2

One-third of respondents (27%) reported intending to return to Ukraine in the foreseeable future. However, 70% of those respondents who intended to return reported being worried to return before the active conflict ends.

27%

of respondents are planning to return to Ukraine in the foreseeable future.

70%

of respondents intending to return reported being worried to return before the end of the active conflict.

22%

of respondents reported wanting to move out of Romania in the foreseeable future.



3

Cash, accomodation, and family reunification were the most reported needs. The most reported information need of refugees interviewed in Romania were related to instructions on how to get financial assistance. In terms of sources of information, respondents reported relying mostly on government official websites, while the type of social media preferred by the majority of respondents to receive information from was Facebook.

20%

of respondents reported cash among their priority needs.¹

61%

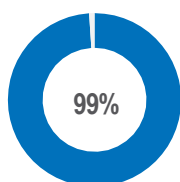
of respondents reported needing information about cash assistance.

38%

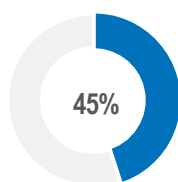
of respondents prefer to receive information about humanitarian issues in-person.

RESULTS AT GLANCE

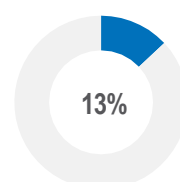
Refugees' profile



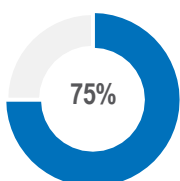
99% of respondents are Ukrainians.



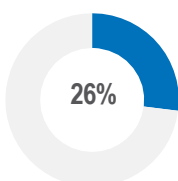
45 % of respondents were traveling with children or infants.²



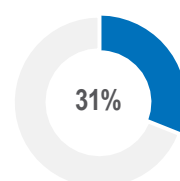
13% of respondents reported traveling with at least one person with a serious medical condition.



75% of respondents have completed at least university or technical education.



26% of respondents reported having been displaced in Ukraine before coming to Romania.



31% of respondents reported having left Ukraine in March 2022.

¹ Respondents could choose multiple answers.

² Infant refers children between 0 and 4 years old.

Respondents reporting on their intentions in the foreseeable future

Return to Ukraine

27%

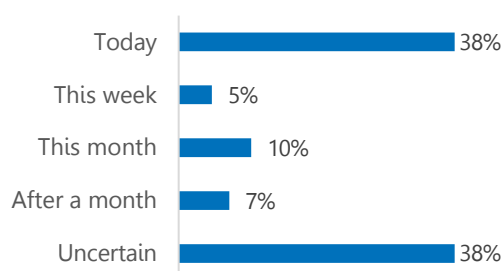
Stay in current country

42%

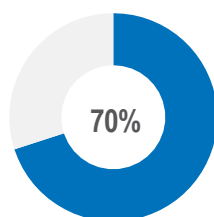
Move to another country

22%

Anticipated timeline of returning to Ukraine³

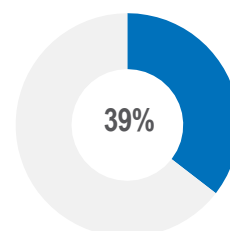


Attitude about returning to Ukraine



Expressed concerns about returning to Ukraine

Main reason to move to another country⁴



Mentioned family ties as a motivation to move

³ These are the most reported timelines among those respondents wanting return in the foreseeable future (27%).

⁴ Among those respondents wanting to move to another country (22%), the main reported reason.

INTRODUCTION

As of 20 November, 2022, around 7 million refugees have reportedly fled Ukraine, with 2,285,258 refugees arriving in Romania, around 87,885 of whom have registered for Temporary Protection or similar national protection schemes ([UNHCR](#)).^{5,6,7} In order to strengthen and inform the humanitarian response in Romania, REACH, under the guidance of UNHCR and in partnership with Fundatia Consiliul National Roman pentru Refugiati (CNRR), conducted an assessment to understand the refugees' profiles and needs in order to inform the humanitarian response. Protection Profiling is a regional assessment led by UNHCR in, Hungary, Czech Republic, Poland, Slovakia, and the Republic of Moldova.⁸ Interviews in Romania were conducted at collective centers, border crossing points, and transportation points in 24 counties in Romania.

METHODOLOGY

The purpose of this factsheet is to present Ukrainian refugees' intentions currently in a displacement situation in Romania. This situation report is based on interviews completed between 8 June and 3 September 2022 with Ukrainians and third-country nationals displaced from Ukraine following the escalation of conflict on the 24th of February 2022. Primary data was collected through face-to-face interviews with Ukrainians and third-country nationals at collective sites, border points, and points of interest for the Ukrainian community where relevant respondents could be identified. Interviews were completed independently by REACH enumerators as well as enumerators working with CNRR.

Data collection locations were selected on the basis of the number of Ukrainian refugees or third-party nationals displaced from Ukraine present at sites, as well as the sites' operational access, from across areas in Romania with registered refugees. **In total 3,648 refugees were interviewed.**

Limitations

Sampling frame: Due to the purposive sampling frame, the sample is not representative with a known level of precision and findings are indicative. Findings might not always reflect the experiences, intentions, and needs of Ukrainians/third-country nationals staying in less visible or less accessible locations in Romania.

Interviews: Respondents interviewed at border points or in other public areas of transit were often in a hurry, which might have affected the detailedness and precision of their answers. In addition, respondents interviewed in public places might have been able to hear each other's responses, which might have influenced their answers.

Respondent bias: Certain indicators may be under-reported or over-reported due to subjectivity and perceptions of respondents (in particular "social desirability bias" - the tendency of people to provide what they perceive to be the "right" answers to certain questions).

⁵ UNHCR (September 2022), [Situation Ukraine Refugee Situation \(unhcr.org\)](#)

⁶ UNHCR (September 2022), [Situation Ukraine Refugee Situation \(unhcr.org\)](#)

⁷ 67,064 refugees registered for temporary protection as of 18 September, 2022

⁸ UNHCR (July, 2022) Lives on Hold: Profiles and Intentions of Refugees from Ukraine [Document - Lives on Hold: Profiles and Intentions of Refugees from Ukraine #1 \(unhcr.org\)](#)

Proxy responding: For some questions, respondents were asked to answer on behalf of their household members. In such cases, findings represent the respondent's perceptions and might not always reflect the experiences of the individual who was reported on behalf of.

Table 1: Proportion of protection profiling interviews per type of interview location

Interview locations	% of interviews
UNHCR Blue Dot point	16%
Border crossing point	22%
Collective center with accommodation	13%
Hosting accommodation	10%
NGO Office	7%
Other location	6%
Planned site	2%
Reception center	17%
Rented accommodation	2%
Public transport station	3%
Transit center	4%

Table 2: Number of protection profiling interviews per county in Romania

County	# of interviews
Alba	10
Arad	6
Bihor	22
Bistrita Nasaud	6
Botosani	31
Braila	4
Brasov	78
Bucharest	1,225
Calarasi	2
Cluj	112
Constanta	65
Galati	93
Harghita	4
Iasi	306
Maramures	619
Mures	10
Prahova	39
Satu Mare	434
Suceava	342
Teleorman	3
Timis	28
Tulcea	8
Valcea	41
Vaslui	136
Total	3,624

DEMOGRAPHIC PROFILE

The majority of respondents identified themselves as female (78%). More than half of respondents were found to be between 18 and 59 years old (81%). The large majority (84%) of the respondents reported traveling with at least one companion, with the largest number reporting to be traveling with immediate family members (82%). Almost all respondents (99%) reported having Ukrainian nationality.

Figure 1. Proportion of respondents by reported gender

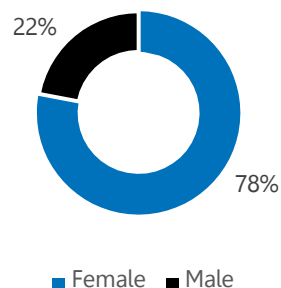


Figure 2: Proportion of survey respondents per age category

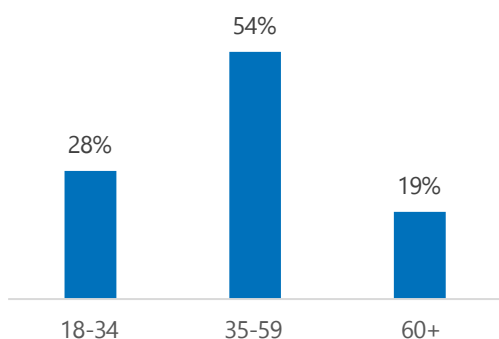
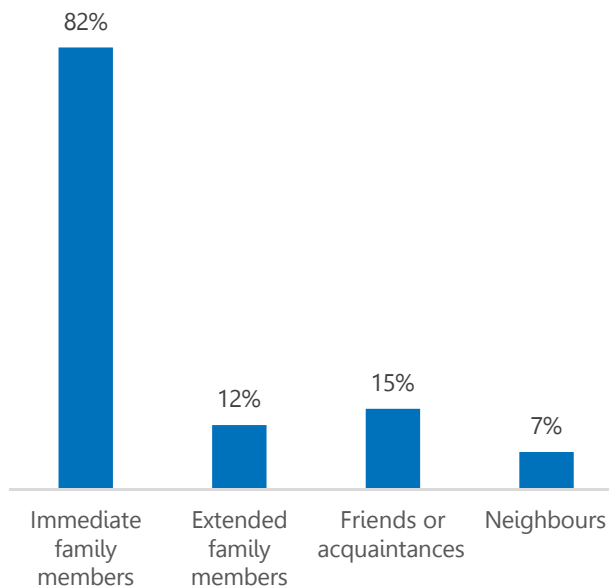


Figure 3: Reported family composition among respondents who reported traveling from Ukraine to Romania with others (84%)⁹



⁹ Respondents could choose multiple answers

Figure 4: Type of documents that respondents were carrying

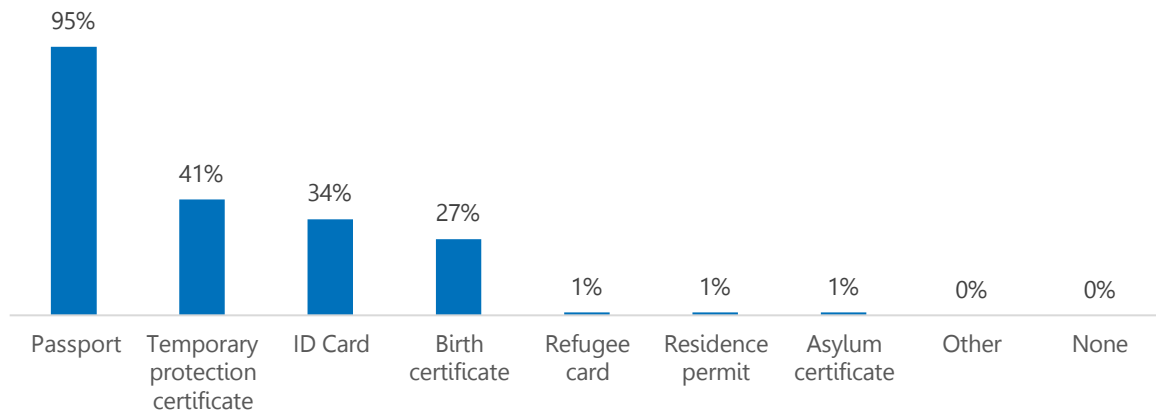


Figure 5: Type of passports carried, by % of respondents reporting carrying a passport (95%)

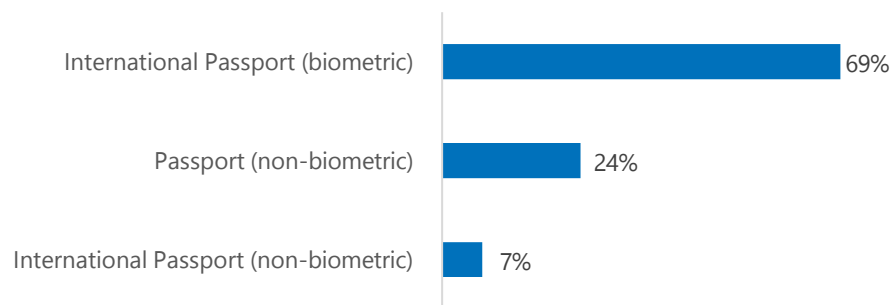


Figure 6: Proportion of respondents by the month they left their prior place of residence in Ukraine

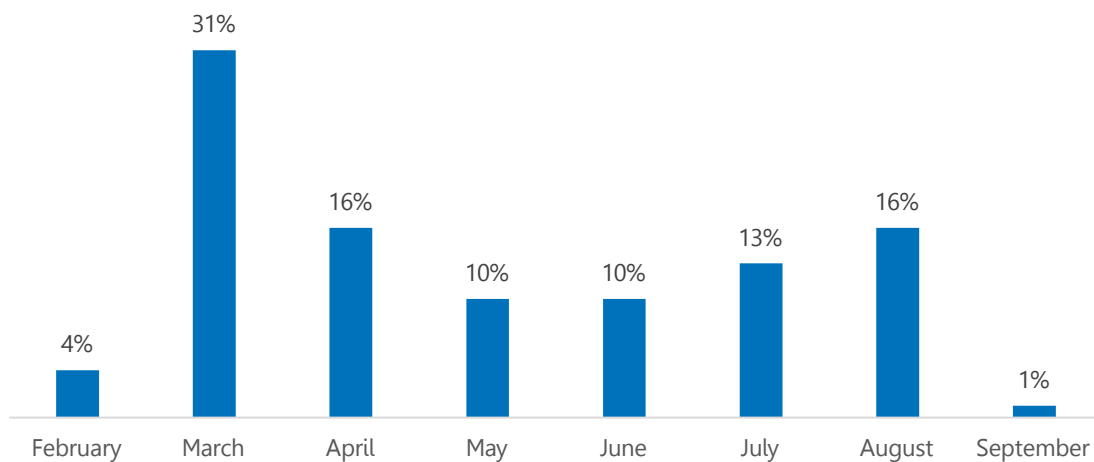


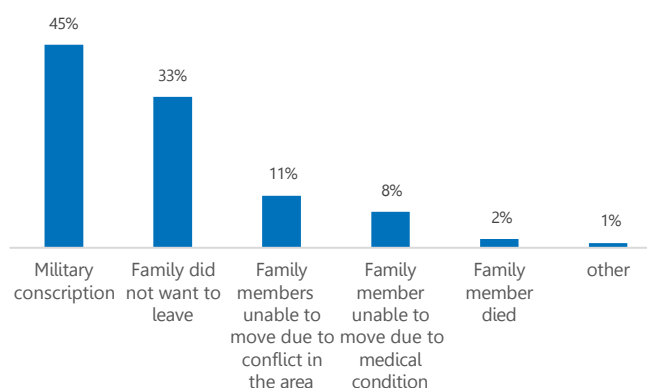
Figure 7: Reported month of displacement, by % of respondents per most reported oblasts of origin

Oblast	Odeska	Kyiv	Mykolaivska	Kharkivska	Zakarpatska	Other oblast
February	48%	16%	1%	4%	3%	28%
March	27%	24%	9%	11%	1%	28%
April	27%	8%	25%	9%	1%	30%
May	39%	8%	15%	6%	1%	31%
June	34%	4%	10%	7%	3%	42%
July	26%	4%	6%	7%	13%	44%
August	18%	4%	6%	4%	33%	35%
September	25%	0%	0%	9%	41%	25%

The majority of respondents reported having left Ukraine in March (31%) and the reported main oblast of origin was found to be Odeska oblast (28%).

Roughly 3 out of 10 respondents (26%) reported having moved inside Ukraine before coming to Romania, with the majority of whom reported originally being from Odeska oblast (16%), Kyiv city (16%) and Kharkivska oblast (13%). Most respondents (78%) reported their families being separated as a result of the active conflict in Ukraine, primarily due to military conscription (see figure 7).

Figure 7. Proportion of respondents reporting on the primary reason leading to family separation¹⁰



The most reported types of occupation, before coming to Romania, were education (12%), retirement (11%) and retail (10%). Only 4% of respondents reported being unemployed while in Ukraine.

ACCOMODATION AND MOVEMENT INTENTIONS

The majority of respondents were found to reside or planning to reside in hosted accommodation (28%), a collective centre (18%), or reception centre (15%), while 20% reported being in transit at the moment of the interview.

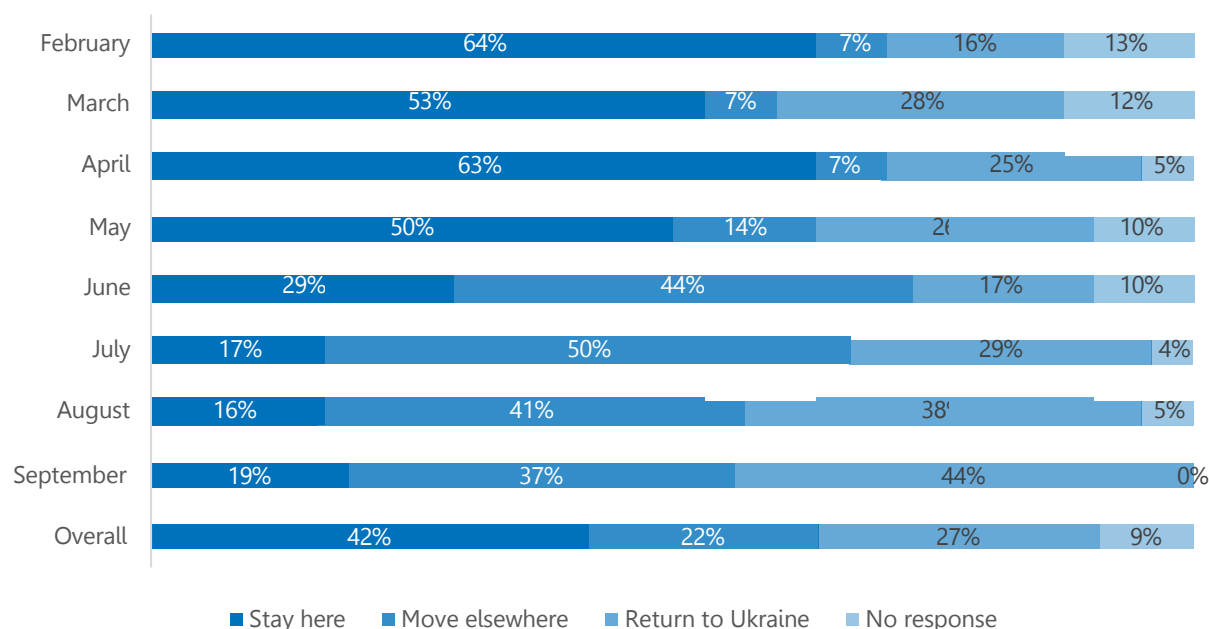
Fourty-two percent (42%) of respondents **reported planning to stay in Romania**, while 27% reported **intending to return to Ukraine**. Among those who reported the intention to return, 38% reported not yet being certain when they would return and 10% reported planning to return within the following

¹⁰ Family separation as a result of the conflict in Ukraine

month. The most common concerns about returning to Ukraine, among those who wanted to return, were fear of war, fear of rockets, and concerns related to the respondent's safety.

In addition, 22% of respondents reported the intention to **move to another country** instead of returning to Ukraine or staying in Romania. Half (52%) of these respondents reporting hoping to emigrate on the same day (as the interview).

Figure 8. Reported movement intentions at the time of the interview, by proportion of respondents per month of displacement.

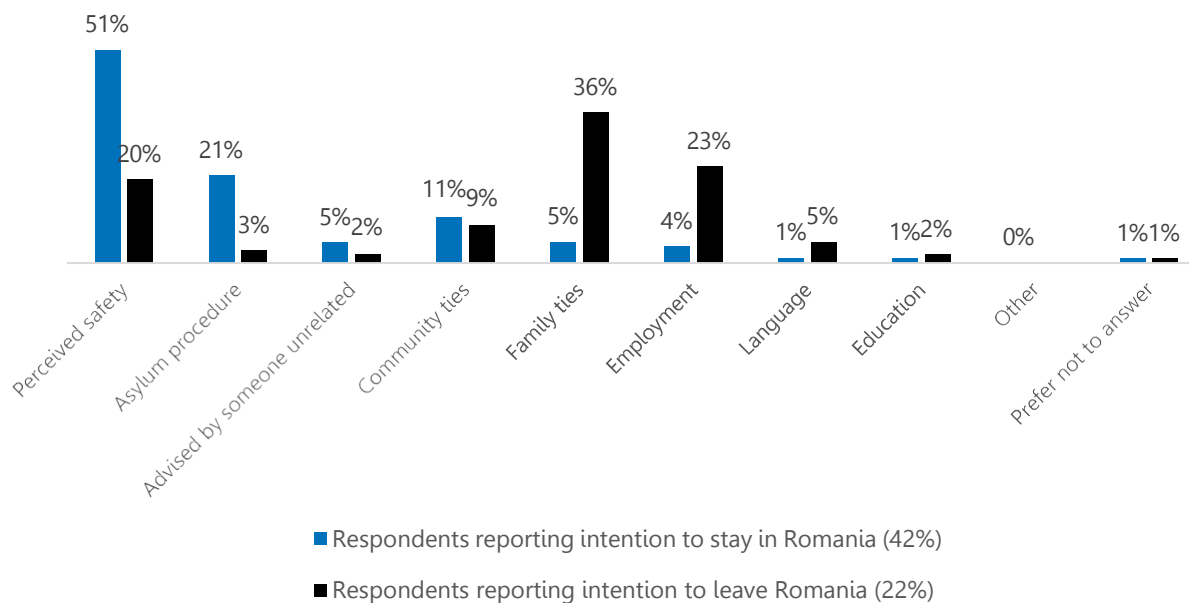


At the moment of the interview, among respondents reporting the intention to return to the area of origin (27%), 79% reported wanting to return to the oblast of origin prior to the start of the war, mostly Zakarpatska, Odeska, and Kyiv city. Out of the respondents who reported not wanting to return to their oblast of origin, the majority reported intending to go to Zakarpatska oblast (44%).

Of the 42% of respondents reporting wanting to stay in Romania for the foreseeable period, the main reported reason was perceived safety (51%), while the main reported factor influencing decision-making among respondents wanting to return to Ukraine (27%) was the advice from family members (17%).

Among respondents wanting to move to another country (22%), the top three reported destinations were Germany (17%); Poland (9%) and Italy (7%). The main pull factor for choosing these destinations were links with family members already residing in those countries (36%).

Figure 9: Reported reasons for staying in Romania or leaving Romania, among respondents intending to stay or leave



NEEDS ASSESSMENT

Figure 10: Reported first, second, and third priority needs at the time of data collection, by proportion of respondents

Type of need	First priority need	Second priority need	Third priority need
Cash	20%	17%	11%
Accommodation	16%	8%	7%
Family reunification	20%	7%	5%
Employment	11%	13%	13%
Medical support	7%	13%	19%
Education	11%	14%	8%
Contact with family	2%	2%	2%
Food	2%	5%	5%
Non-food items	3%	10%	16%
Legal advice	1%	3%	4%
Information	3%	3%	3%
Psychosocial support	2%	3%	4%
Transportation	2%	2%	2%
Other	0%	1%	2%

Most respondents (61%) reported an interest in receiving information about financial assistance, access to medical care (44%), or job opportunities in Romania (41%). Respondents most commonly reported preferring to receive information via government websites or from friends and family (figure 11).

Figure 10: Reported information needs at the time of data collection, by % of respondents¹¹

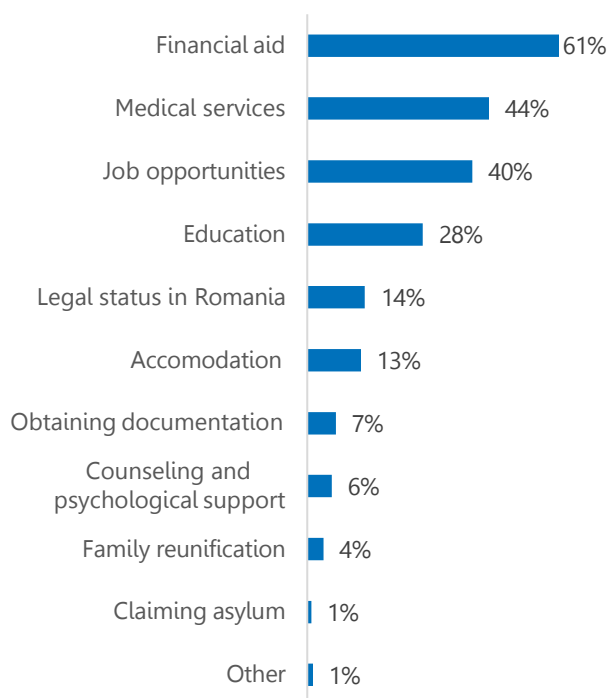


Figure 11: Reported preferred channels of receiving information, by % of respondents¹²

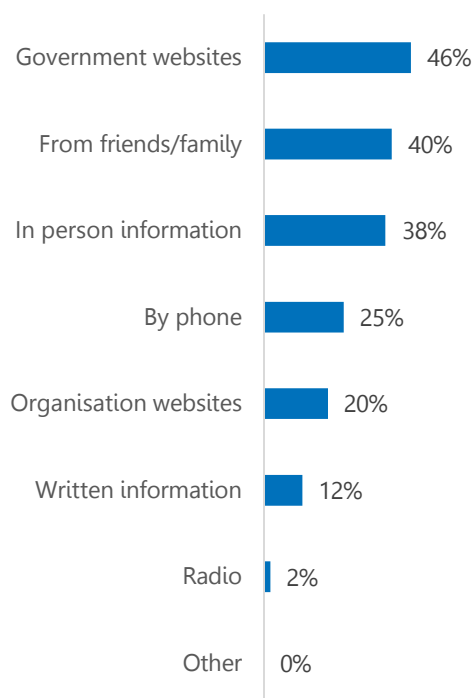
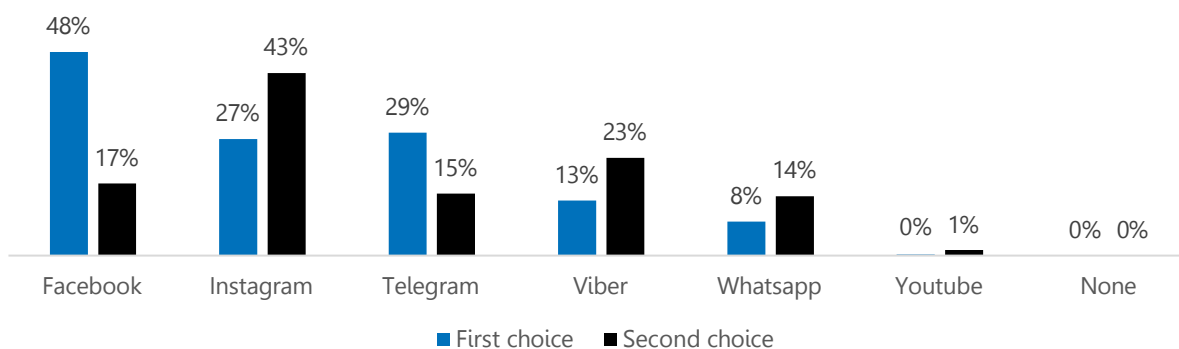


Figure 12: Reported preferred social media channels/messaging apps, by % of respondents per first and second preference



¹¹ This was a double question in which the respondents had to choose a first and a second option

¹² Respondents could choose multiple answers